



# WTOC 2011 - Day 1

## competition in TrailO, middle distance

Tuesday, August 16. 2011



Class: Open

Name	Club \ Correct answer	Control																				Tc 1-2		Penalty Max time	Result					
		1	2	3	4	5	6	7	8	9	10	11	12	13	14	15	16	17	18	19	20	D	B		Sec	Points	Sec			
1	KERESTES Krešo		SLOVENIA	C	E	Z	A	A	C	A	C	A	B	C	C	Z	Z	A	B	E	B	Z	Z	D	B	18	18		22	18
2	FREDHOLM Martin		SWEDEN	C	E	Z	A	A	C	A	C	A	B	C	C	Z	Z	A	B	E	B	Z	Z	D	B	20	20		22	20
3	KEWLEY John		GREAT BRITAIN	C	E	Z	A	A	C	A	C	A	B	C	C	Z	Z	A	B	E	B	Z	Z	D	B	26	26		22	26
4	MANKUS Guntars		LATVIA	C	E	Z	A	A	C	A	C	A	B	C	C	Z	Z	A	B	E	B	Z	Z	D	B	34	33	33.5	22	33.5
5	GIESELER Christian		GERMANY	C	E	Z	A	A	C	A	C	A	B	C	C	Z	Z	A	B	E	B	Z	Z	D	B	35	35		22	35
6	WAHLGREN Lennart		SWEDEN	C	E	Z	A	A	C	A	C	A	B	C	C	Z	Z	A	B	E	B	Z	Z	D	B	37	37		22	37
7	RUSANEN Antti		FINLAND	C	E	Z	A	A	C	A	C	A	B	C	C	Z	Z	A	B	E	B	Z	Z	D	B	46	46		22	46
8	TISLJAR Ivo		CROATIA	C	E	Z	A	A	C	A	C	A	B	C	C	Z	Z	A	B	E	B	Z	Z	D	B	51	52	51.5	22	51.5
9	TURTO Jari		FINLAND	C	E	Z	A	A	C	A	C	A	B	C	C	Z	Z	A	B	E	B	Z	Z	D	B	95	95		22	95
10	LAISEV Aleksei		ESTONIA	C	E	Z	Z	A	C	A	C	A	B	C	C	Z	Z	A	B	E	B	Z	Z	D	B	16	16		21	16
11	KONTKANEN Lauri		FINLAND	C	E	Z	A	A	C	A	C	A	D	C	C	Z	Z	A	B	E	B	Z	Z	D	B	22	21	21.5	21	21.5
12	LESTINSKY Tomas		CZECH REPUBLIC	C	E	Z	A	A	C	A	C	Z	B	C	C	Z	Z	A	B	E	B	Z	Z	D	B	29	29		21	29
13	KIMURA Haruo		JAPAN	C	Z	Z	A	A	C	A	C	A	B	C	C	Z	Z	A	B	E	B	Z	Z	D	B	29	30	29.5	21	29.5
14	HOLLINGER Wilbert		IRELAND	C	E	Z	A	A	C	A	C	A	C	C	C	Z	Z	A	B	E	B	Z	Z	D	B	41	41		21	41
15	MADELLA Remo		ITALY	C	E	Z	A	A	C	A	C	A	C	C	C	Z	Z	A	B	E	B	Z	Z	D	B	44	44		21	44
16	MICHELOTTI Guido		ITALY	C	E	Z	A	A	C	A	C	A	D	C	C	Z	Z	A	B	E	B	Z	Z	D	B	66	66		21	66
17	LIEKMANIS Evaldas		LITHUANIA	C	E	Z	A	A	Z	A	C	A	B	C	C	Z	Z	A	Z	E	B	Z	Z	D	B	26	26		20	26
18	SLOVAK Miroslav		CZECH REPUBLIC	E	E	Z	A	A	C	A	C	A	B	C	C	Z	Z	A	B	E	Z	Z	Z	D	B	28	28		20	28
19	RUKSANE Zita		LATVIA	C	E	Z	A	A	C	A	C	Z	B	C	C	Z	Z	A	C	E	B	Z	Z	D	B	31	31		20	31
20	FORST Libor		CZECH REPUBLIC	C	E	Z	A	A	C	A	C	Z	C	C	C	Z	Z	A	B	E	B	Z	Z	D	B	32	32		20	32
21	PEREIRA Nadine		FRANCE	C	E	Z	A	A	C	A	C	A	B	Z	Z	Z	Z	A	B	E	B	Z	Z	D	B	58	59	58.5	20	58.5
22	WIKSELL Marit		SWEDEN	C	E	Z	A	A	C	A	C	A	B	C	C	Z	Z	A	B	Z	B	Z	Z	D	E	14	14		20	74
23	JULLUM Martin		NORWAY	C	Z	Z	A	A	C	A	C	A	D	C	C	Z	Z	A	B	E	B	Z	Z	D	B	78	78		20	78
24	GERDTMAN Stig		SWEDEN	C	E	Z	A	A	C	A	C	A	D	C	C	Z	Z	A	B	E	B	Z	Z	D	E	21	21		20	81
25	KROG SCHULZ Maria		DENMARK	C	E	Z	A	A	C	A	C	A	B	C	C	Z	Z	A	C	E	B	Z	Z	D	C	23	23		20	83
26	BERTOL Ivica		CROATIA	C	E	Z	A	A	C	A	C	A	D	C	C	Z	Z	A	B	E	B	Z	Z	D	E	27	27		20	87
27	BIRO Fruzsina		HUNGARY	C	E	Z	A	A	C	A	C	A	B	C	Z	Z	Z	A	B	E	B	Z	Z	C	B	45	45		20	105
28	STRAUBE Anne		GERMANY	C	E	Z	A	A	C	A	C	A	B	C	Z	Z	Z	A	B	E	B	Z	Z	C	B	74	74		20	134
29	KYRYCHENKO Vitaliy		UKRAINE	C	Z	Z	Z	A	C	A	C	A	C	C	C	Z	Z	A	B	E	B	Z	Z	D	B	21	21		19	21
30	HEIKOOP Mark		NETHERLANDS	C	E	Z	A	A	C	A	C	A	D	C	C	A	A	A	B	E	B	Z	Z	D	B	22	22		19	22
31	VOGELIUS Vibeke		DENMARK	C	E	Z	A	A	C	A	C	A	C	C	C	Z	Z	A	C	E	B	B	Z	D	B	41	42	41.5	19	41.5
32	ØIEN Geir Myhr		NORWAY	Z	E	Z	A	A	C	A	C	A	B	C	C	Z	Z	A	C	E	Z	Z	Z	D	B	49	49		19	49
33	DODIER Rodolphe		FRANCE	Z	E	Z	A	A	C	A	C	A	Z	C	C	Z	Z	Z	B	E	B	Z	Z	D	B	53	54	53.5	19	53.5
34	DITCHFIELD Ian		GREAT BRITAIN	C	E	Z	A	A	C	A	C	Z	A	C	C	Z	Z	A	B	E	B	Z	A	D	B	73	73		19	73
35	OPANASENKO Mykola		UKRAINE	C	E	Z	A	A	C	A	C	Z	D	Z	C	Z	Z	A	B	E	B	Z	Z	D	B	75	75		19	75

36	EBRIGHT Richard Y.		UNITED STATES OF AMERICA	C	E	Z	A	A	C	A	C	A	D	C	C	A	Z	A	B	E	B	Z	A	D	B	85	84.5		19	84.5
37	KACIN Emil		SLOVENIA	C	E	Z	A	A	Z	A	C	A	B	C	Z	Z	Z	A	B	E	B	Z	Z	D	E	28/29	28.5		19	88.5
38	STRAUBE Hanka		GERMANY	C	E	Z	A	A	C	A	C	A	B	C	Z	Z	Z	B	B	E	B	Z	Z	D	E	50/50	50		19	110
39	STYUNINA Nataliya		RUSSIA	C	A	Z	A	A	C	A	C	Z	B	C	C	Z	A	B	B	E	B	Z	Z	D	B	24/23	23.5		18	23.5
40	CHERNYSH Tetiana		UKRAINE	C	E	Z	A	Z	Z	A	C	A	D	C	C	Z	Z	A	B	E	B	Z	Z	D	B	41/40	40.5	-1	18	40.5
41	LARSEN Lars Ole		DENMARK	C	A	Z	A	A	C	A	C	A	B	C	D	A	Z	A	B	E	B	A	Z	D	B	42/42	42		18	42
42	GAIDELIS Janis		LATVIA	B	E	Z	A	A	C	A	C	A	D	C	C	Z	Z	A	BE	E	B	Z	Z	D	B	58/58	58	-1	18	58
43	ILYUSHIN Alexander		RUSSIA	C	E	Z	A	A	C	A	C	Z	D	C	C	Z	Z	A	B	Z	B	Z	Z	D	C	22/21	21.5		18	81.5
44	CERESER Elvio		ITALY	C	E	Z	A	A	C	A	C	A	D	C	C	A	A	A	B	E	B	Z	Z	D	C	25/26	25.5		18	85.5
45	MUNILLA Roberto		SPAIN	C	E	Z	A	A	Z	A	C	A	D	C	C	Z	Z	A	A	E	B	Z	Z	C	B	37/37	37		18	97
46	OKUBO Yusuke		JAPAN	C	E	Z	A	A	C	A	C	A	D	C	Z	Z	Z	A	B	E	B	Z	A	D	E	40/40	40		18	100
47	HUGUET Carine		FRANCE	C	E	Z	Z	A	C	A	C	Z	D	C	C	Z	Z	A	B	E	B	Z	Z	C	B	50/50	50		18	110
48	GARTSIDE Alan		IRELAND	D	E	Z	A	A	C	A	C	Z	C	C	C	A	Z	A	B	E	B	Z	Z	D	E	24/25	24.5		17	84.5
49	YAMAGUCHI Takuya		JAPAN	Z	E	Z	Z	A	C	Z	C	Z	B	C	C	Z	Z	A	B	E	B	Z	Z	C	B	92/92	92		17	152
50	WAALER Lars Jakob		NORWAY	Z	A	Z	A	A	C	A	C	A	C	C	D	Z	Z	A	C	E	Z	Z	Z	D	B	16/15	15.5		16	15.5
51	KOVALCSIK István		HUNGARY	C	E	Z	A	Z	C	A	C	A	B	D	C	A	Z	A	C	E	C	Z	A	D	B	22/22	22		16	22
52	BUTRIMAS Evaldas		LITHUANIA	C	A	Z	A	A	C	A	Z	A	Z	C	Z	A	Z	A	B	E	B	Z	A	D	B	44/44	44		16	44
53	HORJAN Zdenko		CROATIA	C	Z	Z	Z	A	C	A	C	A	Z	B	C	A	Z	A	B	E	B	Z	Z	D	E	35/35	35		16	95
54	CIZEK Timi		SLOVENIA	C	E	Z	Z	A	C	A	C	Z	B	C	C	Z	A	Z	B	E	B	Z	A	C	B	47/47	47		16	107
55	ZIELCZYNSKI Piotr		POLAND	C	E	Z	A	B	C	A	C	Z	B	B	Z	Z	Z	A	B	E	B	Z	A	D	C	69/69	69		16	129
55	CRAWFORD Sharon		UNITED STATES OF AMERICA	C	E	Z	A	A	C	A	C	Z	B	B	C	Z	Z	C	Z	E	B	Z	A	A	B	69/69	69		16	129
57	AHLWEDE Karl M.		UNITED STATES OF AMERICA	C	A	Z	A	A	Z	A	C	Z	B	C	C	A	Z	A	B	E	C	Z	Z	A	B	25/25	25	-2	14	85
58	MILIAUSKAITE Grita		LITHUANIA	C	E	Z	A	A	D	A	C	A	Z	C	D	Z	Z	C	B	Z	C	Z	Z	C	E	61/61	61		14	181
59	TAN Xiaoping		CHINA	C	E	Z	A	A	C	A	C	A	Z	C	C	A	A	A	A	E	B	A	A	C	C	82/82	82		14	202
60	KEIGHLEY Dick		GREAT BRITAIN	D	A	Z	A	A	C	A	C	A	Z	B	D	Z	Z	A	B	Z	A	Z	B	C	E	58/58	58		12	178
61	ROBILOTTA Winston		URUGUAY	Z	A	Z	A	A	Z	A	Z	A	D	Z	C	A	Z	A	C	D	Z	Z	A	D	B	82/82	82		11	82
62	ZIELCZYNSKA Julia		POLAND	C	E	Z	Z	A	Z	A	C	A	D	A	E	Z	A	A	A	D	C	Z	A	C	B	66/67	66.5		11	126.5
63	NUZHNYI Viacheslav		RUSSIA	C	Z	Z	A	A	Z	A	C	A	D	C	A	C	Z	B	A	Z	A	Z	A	C	E	27/28	27.5		10	147.5
64	ZHAO Dong		CHINA	C	Z	Z	A	A	Z	Z	E	A	C	D	D	B	Z	A	Z	E	B	Z	A	C	C	51/51	51	-1	9	171

Programing by  
Martin Fredholm

No. of correct answers:	55	51	64	57	61	54	62	61	50	31	54	49	51	58	57	49	57	54	61	50	50	47
No. of correct answers in %:	86	80	100	89	95	84	97	95	78	49	84	77	80	91	89	77	89	84	95	78	78	73






# WTOC 2011 - Day 1

competition in TrailO, middle distance

Tuesday, August 16. 2011



Name	Club \ Correct answer	Control																				Tc 1-2		Penalty Max time	Result			
		1	2	3	4	5	6	7	8	9	10	11	12	13	14	15	16	17	18	19	20	B	Sec		Points	Sec		
1 KUCHERENKO Dmitry	RUSSIA	C	E	Z	A	A	C	A	C	Z	B	C	C	Z	Z	A	B	E	B	Z	Z	D	B	20	20		21	20
2 KARLSSON Rolf	SWEDEN	C	E	Z	A	A	C	A	C	A	B	C	C	Z	Z	A	C	E	B	Z	Z	D	B	23	23		21	23
3 ASK Arne	NORWAY	C	E	Z	A	A	C	A	C	Z	B	C	C	Z	Z	A	B	E	B	Z	Z	D	B	85	85		21	85
4 JANSSON Ola	SWEDEN	C	E	Z	A	A	C	A	C	A	B	C	C	Z	Z	A	B	E	B	Z	Z	E	B	40	40.5		21	100.5
5 SEPPA Pekka	FINLAND	B	E	Z	A	A	D	A	C	A	B	C	C	Z	Z	A	B	E	B	Z	Z	D	B	48	48		20	48
6 JOHANSSON Michael	SWEDEN	C	E	Z	A	A	C	A	C	A	Z	C	C	A	Z	A	B	E	B	Z	Z	D	B	49	49		20	49
7 GUNNARSSON Inga	SWEDEN	C	E	Z	A	A	C	A	C	A	Z	C	C	Z	Z	A	B	E	B	Z	Z	E	B	34	34		20	94
8 SURKOV Yegor	UKRAINE	C	E	Z	A	A	C	A	C	Z	D	C	C	A	Z	A	B	E	B	Z	Z	D	B	26	26		19	26
9 BORISENKOVA Marina	RUSSIA	C	E	Z	A	A	C	A	C	A	Z	C	C	Z	Z	A	B	E	B	Z	A	D	B	35	35	-1	19	35
10 SAXTORPH Soren	DENMARK	C	E	Z	A	A	C	A	C	A	B	C	C	Z	A	C	B	E	B	Z	A	D	B	38	38		19	38
11 MANTYNIEMI Matti	FINLAND	C	E	Z	A	Z	C	A	C	Z	B	C	C	Z	A	A	B	E	B	Z	Z	D	B	43	43		19	43
12 KULIKOVA Iryna	UKRAINE	C	E	Z	A	A	C	A	Z	Z	B	C	C	Z	Z	A	B	Z	B	Z	Z	D	B	63	63		19	63
13 KOSTOVA Jana	CZECH REPUBLIC	C	D	Z	A	A	C	A	C	A	D	C	C	A	Z	A	B	E	B	Z	A	D	B	23	23		18	23
14 PINOLA Kari	FINLAND	C	E	Z	A	A	C	A	C	A	Z	C	Z	Z	Z	A	C	E	B	Z	A	D	B	27	27		18	27
15 SULCS Andrejs	LATVIA	B	E	Z	A	A	C	A	C	A	B	C	C	A	Z	A	B	E	B	Z	A	D	C	29	29		18	89
16 CROSBY John	GREAT BRITAIN	C	E	Z	A	A	Z	A	C	A	B	C	D	Z	Z	A	C	Z	B	B	Z	D	B	25	25		17	25
17 POZNIANSKYI Vladyslav	UKRAINE	C	E	Z	A	A	Z	A	C	Z	D	C	C	A	Z	A	B	E	A	Z	Z	D	B	41	41	-1	17	41
18 HULKA Bohuslav	CZECH REPUBLIC	C	Z	Z	A	A	C	A	C	A	C	C	C	A	Z	A	B	E	B	Z	A	D	C	61	61		17	121
19 OVESEN Knut	NORWAY	C	E	Z	A	A	C	A	C	Z	B	D	C	Z	Z	A	B	E	B	Z	A	D	C	83	83		17	143
20 KIJIMA Hideto	JAPAN	D	Z	Z	A	A	C	A	C	A	D	C	C	A	Z	A	B	Z	B	B	Z	D	B	25	25		16	25
21 LAZINSKIENE Laima	LITHUANIA	C	E	Z	A	A	C	A	C	Z	B	A	C	A	Z	A	B	E	B	B	A	D	B	45	44.5	-1	16	44.5
22 JAKUBOVSKIS Guntis	LATVIA	D	E	Z	Z	A	C	A	C	A	B	C	Z	Z	A	A	B	E	B	Z	Z	D	B	21	21	-3	15	21
23 SHMATOV Pavel	RUSSIA	C	E	Z	A	A	Z	B	C	Z	D	C	Z	Z	Z	A	B	Z	B	Z	Z	D	B	29	29	-1	15	29
24 PETERSEN Jahn	DENMARK	C	E	Z	A	A	C	A	C	A	B	D	D	A	A	B	B	E	B	Z	A	D	B	30	30	-1	15	30
25 DVORSKY Boris	CZECH REPUBLIC	B	E	Z	A	A	C	A	C	A	A	Z	D	A	Z	AC	B	DE	B	Z	Z	D	B	56	56		15	56
26 STRODS Valdis	LATVIA	C	E	Z	Z	A	Z	A	D	A	B	C	C	A	Z	A	A	E	B	Z	A	D	C	34	34		15	94
27 CIZEK Niko	SLOVENIA	C	A	Z	A	A	C	A	C	Z	B	B	B	Z	Z	A	B	E	B	B	A	E	B	41	41		15	101
28 SIMKOVIC Tadeus	LITHUANIA	C	Z	Z	A	A	C	A	Z	Z	D	C	C	Z	A	A	C	Z	B	Z	Z	B	B	102	102		14	162
29 ROSSI SARION Ghislaine	FRANCE	C	E	Z	A	Z	Z	A	C	A	Z	B		A	A		C	E	B	A	Z	D	B	37	37		12	37
30 LAABER Miksa	HUNGARY	C	E	B	A	A	C	D	C	Z	B	C	D	A	Z	B	C	E	C	Z	A	D	C	52	52		12	112
31 GAVRILOVAS Borisas	LITHUANIA	C	Z	Z	A	A	Z	A	C	A	Z	D	D	A	Z	A	A	E	C	B	A	D	B	21	21	-1	11	21
32 TOTH Anna	HUNGARY	B	C	A	A	A	Z	A	C	Z	B	Z	Z	B	Z	A	B	E	B	B	A	D	C	25	25.5		11	85.5
33 KLIPFEL Serge	FRANCE	D	Z	B	EZ	A	C	A	C	A	A	D	D	A	A	C	Z	E	B	Z	A	D	B	32	32		10	32
34 CAFFERTY Glen L.	UNITED STATES OF AMERICA	A	A	Z	A	B	C	A	B	A	Z	B	C	A	A	A	BE		B	B	Z	B	B	32	32		10	92
35 MORI Nagamitsu	JAPAN	D	Z	B	A	A	Z	A	C	A	B	C	C	A	A	B	A	E	C	Z	A	A	B	74	74	-1	10	134
36 LUDWICZAK Agata	POLAND	C	E	B	Z	A	Z	C	Z	A	B	Z	C	A	Z	D	B	E	B	A	B	C	C	22	22		10	142

37	TAKAYANAGI Nobuyuki		JAPAN	B	Z	Z	A	A	Z	A	C	Z	A	B	D	Z	A	B	A	D	A	B	A	D	B	B	<sup>60</sup>	60	-1	7	60																		
38	IMINOVA Aziza		KYRGYZSTAN	C	A	B	A	B	C	C		Z	A	D	E	D	A	Z	B	C	B	B	A	B	A	<sup>33</sup>	33		5	153																			
39	YEKENEVICZ Catherine A.		UNITED STATES OF AMERICA																									0	120																				
Programming by Martin Fredholm				No. of correct answers:																								28	26	32	33	34	27	34	32	23	20	25	24	19	27	28	26	29	33	27	19	30	30
				No. of correct answers in %:																								74	68	84	89	89	71	89	86	61	53	66	65	50	71	76	68	78	87	71	50	79	79