



































WTOC 2011 - Day 2

competition in TrailO, middle distance

Wednesday, August 17, 2011



Class: Open		Control																				Tc 1-2		Penalty	Result			
Name	Club \ Correct answer	A	A	C	D	Z	C	D	B	Z	A	D	Z	Z	C	D	A	C	B	D	Z	D	A	Sec	Max time	Points	Sec	
1	KONTKANEN Lauri	FINLAND	A	A	C	D	Z	C	D	B	Z	A	D	Z	Z	C	D	A	C	B	D	Z	D	A	27	27	22	27
2	BIRO Fruzsina	HUNGARY	A	A	C	D	Z	C	D	B	Z	A	D	Z	Z	C	D	A	C	B	D	Z	D	A	68	68	22	68
3	WAALER Lars Jakob	NORWAY	A	A	C	D	B	C	D	B	Z	A	D	Z	Z	C	D	A	C	B	D	Z	D	A	14	14	21	14
4	LESTINSKY Tomas	CZECH REPUBLIC	A	A	C	D	B	C	D	B	Z	A	D	Z	Z	C	D	A	C	B	D	Z	D	A	31	31	21	31
5	RUSANEN Antti	FINLAND	A	A	C	D	Z	C	D	B	Z	A	D	Z	Z	B	D	A	C	B	D	Z	D	A	39	39	21	39
6	GERDTMAN Stig	SWEDEN	A	A	C	D	B	C	D	B	Z	A	D	Z	Z	C	D	A	C	B	D	Z	D	A	46	46	21	46
7	TISLJAR Ivo	CROATIA	A	A	C	D	B	C	D	B	Z	A	D	Z	Z	C	D	A	C	B	D	Z	D	A	64	63.5	21	63.5
8	JULLUM Martin	NORWAY	A	A	C	D	A	C	D	B	Z	A	D	Z	Z	C	D	A	C	B	D	Z	D	A	69	69	21	69
9	KIMURA Haruo	JAPAN	A	A	C	D	B	C	D	B	Z	A	D	Z	Z	C	D	A	C	B	D	Z	D	A	92	92	21	92
10	HORJAN Zdenko	CROATIA	A	A	C	D	B	C	D	B	Z	A	D	Z	Z	C	D	A	C	Z	D	Z	D	A	25	24.5	20	24.5
11	HOLLINGER Wilbert	IRELAND	A	A	Z	D	B	C	D	B	Z	A	D	Z	Z	C	D	A	C	B	D	Z	D	A	40	40	20	40
12	MADELLA Remo	ITALY	A	A	B	D	Z	C	D	B	A	A	D	Z	Z	C	D	A	C	B	D	Z	D	A	44	44	20	44
13	RUKSANE Zita	LATVIA	A	A	Z	D	B	C	D	B	Z	A	D	Z	Z	C	D	A	C	B	D	Z	D	A	58	58	20	58
14	MICHELOTTI Guido	ITALY	A	A	C	D	B	C	D	B	A	A	D	Z	Z	C	D	A	C	B	D	Z	D	A	66	66	20	66
15	AHLWEDE Karl M.	UNITED STATES OF AMERICA	A	A	C	D	Z	C	D	B	Z	A	D	Z	Z	Z	D	A	C	B	D	Z	D	C	24	24	20	84
16	KACIN Emil	SLOVENIA	A	A	C	D	Z	C	D	B	Z	A	D	Z	Z	C	D	A	Z	B	D	Z	D	B	27	27	20	87
17	STRAUBE Hanka	GERMANY	A	A	C	D	Z	C	D	B	Z	A	D	Z	Z	C	D	B	C	B	D	Z	D	C	35	35	20	95
18	KROG SCHULZ Maria	DENMARK	A	A	C	D	B	C	D	B	Z	A	D	Z	Z	C	D	A	C	B	D	Z	D	C	37	37	20	97
19	STRAUBE Anne	GERMANY	A	A	C	D	B	C	D	B	Z	A	D	Z	Z	C	D	A	C	B	D	Z	D	C	40	40.5	20	100.5
20	YAMAGUCHI Takuya	JAPAN	A	A	C	D	B	C	D	B	Z	A	D	Z	Z	C	D	A	C	B	D	Z	D	B	62	62.5	20	122.5
21	WIKSELL Marit	SWEDEN	A	A	D	D	B	C	D	B	Z	A	E	Z	Z	C	D	A	C	B	D	Z	D	A	14	14	19	14
22	WAHLGREN Lennart	SWEDEN	A	A	C	D	B	C	D	B	A	A	D	Z	Z	C	D	A	C	B	D	C	D	A	33	33	19	33
23	FORST Libor	CZECH REPUBLIC	A	A	C	D	Z	C	D	B	A	A	D	Z	Z	C	D	A	C	A	D	C	D	A	48	48	19	48
24	TURTO Jari	FINLAND	A	A	C	D	B	C	Z	B	Z	A	D	Z	Z	Z	D	A	C	B	D	Z	D	A	72	72.5	19	72.5
25	KEWLEY John	GREAT BRITAIN	A	A	C	D	A	C	D	B	A	A	D	Z	Z	C	D	A	C	B	D	Z	D	B	23	22.5	19	82.5
26	LAISEV Aleksei	ESTONIA	A	A	B	D	Z	C	D	B	A	A	D	Z	Z	C	D	A	C	B	D	Z	D	B	26	26.5	19	86.5
27	DITCHFIELD Ian	GREAT BRITAIN	A	A	C	D	B	C	D	B	Z	A	D	Z	Z	C	D	A	C	B	D	C	D	C	32	32	19	92
28	ØIEN Geir Myhr	NORWAY	A	A	C	D	B	C	D	B	Z	Z	D	Z	Z	C	D	A	C	B	D	Z	D	C	34	34.5	19	94.5
29	FREDHOLM Martin	SWEDEN	A	A	Z	D	B	C	D	B	Z	A	D	Z	Z	C	D	A	C	B	D	Z	D	B	49	49	19	109
30	CHERNYSH Tetiana	UKRAINE	A	A	C	D	B	C	D	B	Z	A	D	Z	Z	C	D	A	C	A	D	Z	D	B	53	53	19	113
31	GIESELER Christian	GERMANY	A	A	Z	D	B	C	D	B	Z	A	D	Z	Z	C	D	A	C	B	D	Z	D	B	87	87	19	147
32	MILIAUSKAITE Grita	LITHUANIA	A	A	C	D	Z	C	D	B	B	A	D	Z	Z	C	D	A	C	B	D	Z	E	B	50	50	19	170

33	CERESER Elvio		ITALY	A	A	C	D	Z	C	D	B	Z	A	D	Z	Z	C	D	A	C	B	D	C	E	B	73	73		19	193
34	VOGELIUS Vibeke		DENMARK	A	A	B	D	Z	C	DE	B	Z	A	D	Z	Z	C	D	A	C	AD	D	C	D	A	42	42.5		18	42.5
35	BERTOL Ivica		CROATIA	A	A	Z	D	B	C	D	B	A	A	D	Z	Z	C	D	A	C	B	D	Z	D	B	23	23.5		18	83.5
36	KYRYCHENKO Vitaliy		UKRAINE	A	A	C	D	B	C	D	B	Z	D	A	Z	Z	C	D	A	C	B	D	Z	D	B	26	26.5		18	86.5
37	CIZEK Timi		SLOVENIA	A	A	Z	D	B	C	D	B	Z	A	D	Z	Z	C	D	A	C	B	Z	Z	D	C	29	29		18	89
38	SLOVAK Miroslav		CZECH REPUBLIC	A	A	D	D	A	C	D	B	Z	A	D	Z	Z	C	D	A	C	B	D	C	D	C	39	38.5		18	98.5
39	ILYUSHIN Alexander		RUSSIA	A	A	C	Z	B	C	D	B	Z	A	D	Z	Z	C	D	A	C	B	D	C	D	C	45	45		18	105
40	KERESTES Krešo		SLOVENIA	A	A	B	D	A	Z	D	B	A	A	D	Z	Z	C	D	A	C	A	D	Z	D	A	26	26		17	26
41	MANKUS Guntars		LATVIA	A	A	C	D	A	C	D	B	Z	A	D	Z	Z	Z	E	B	Z	B	D	Z	D	A	56	56		17	56
42	GAIDELIS Janis		LATVIA	A	A	D	D	Z	C	D	B	A	A	D	Z	Z	C	D	A	C	B	Z	C	D	A	62	62	-1	17	62
43	OKUBO Yusuke		JAPAN	A	A	Z	D	B	C	D	B	Z	A	D	Z	Z	C	D	A		B	D	C	D	C	33	32.5		17	92.5
44	LARSEN Lars Ole		DENMARK	A	A	B	D	B	C	D	B	A	A	D	Z	Z	C	E	A	C	B	D	Z	D	B	33	33		17	93
45	CRAWFORD Sharon		UNITED STATES OF AMERICA	A	Z	C	D	Z	C	D	B	A	B	D	Z	Z	C	D	A	C	B	D	C	D	B	60	60		17	120
46	PEREIRA Nadine		FRANCE	A	A	B	D	Z	C	D	B	Z	Z	D	Z	Z	C	D	A	Z	B	D	C	D	C	103	103		17	163
47	OPANASENKO Mykola		UKRAINE	A	Z	C	D	B	C	D	B	A	A	Z	Z	Z	C	D	A	C		D	C	D	A	46	46		16	46
48	HEIKOOP Mark		NETHERLANDS	A	A	B	D	B	C	D	B	A	A	D	Z	Z	C	D	A	C	B	Z	C	D	B	20	20		16	80
49	NUZHNYI Viacheslav		RUSSIA	A	A	B	D	B	C	D	B	A	A	D	Z	Z	B	D	A	C	B	Z	Z	D	B	27	27		16	87
50	KOVALCSIK István		HUNGARY	A	A	Z	D	B	C	D	B	Z	A	D	Z	Z	Z	D	B	C	Z	D	Z	D	B	30	30		16	90
51	DODIER Rodolphe		FRANCE	A	A	Z	Z	Z	Z	D	B	Z	Z	D	Z	Z	Z	D	A	C	B	D	Z	D	B	53	53.5		16	113.5
52	TAN Xiaoping		CHINA	A	Z	C	D	Z	C	E	B	Z	A	E	Z	Z	C	D	A	C	A	D	C	C	B	55	55		15	175
53	HUGUET Carine		FRANCE	A	Z	B	D	B	C	E	B	A	A	D	Z	Z	C	D	AZ	D	B	D	C	D	A	39	39		14	39
54	ROBILOTTA Winston		URUGUAY	A	A	C	D	B	C	C	B	Z	B	D	Z	Z	B	Z	A	C	B	BD	C	D	C	31	30.5		14	90.5
55	GARTSIDE Alan		IRELAND	A	A	B	D	Z	C	D	C	A	A	D	Z	Z	C	D	A	Z	A	Z	C	D	C	32	32		14	92
56	STYUNINA Nataliya		RUSSIA	A	Z	Z	D	A	C	D	B	A	A	D	Z	Z	C	D	A	BD	B	C	Z	E	C	26	26		14	146
57	EBRIGHT Richard Y.		UNITED STATES OF AMERICA	A	A	Z	D	B	C	D	Z	A	B	D	Z	Z	C	D	A	C	B	Z	C	D	C	102	102		14	162
58	KEIGHLEY Dick		GREAT BRITAIN	A	Z	C	D	Z	C	D	B	Z	Z	E	Z	Z	C	BD	A	B	B	D	C	E	C	72	71.5		14	191.5
59	BUTRIMAS Evaldas		LITHUANIA	Z	A	B	D	A	C	D	B	A	A	E	Z	Z	C	D	A	C	B	D	C	E	C	76	76		14	196
60	MUNILLA Roberto		SPAIN	A	Z	B	D	B	C	D	B	A	B	Z	Z	Z	C	D	B	C	B	D	Z	E	C	42	41.5		13	161.5
61	ZIELCZYNSKI Piotr		POLAND	A	A	C	Z	A	C	D	B	Z	A	D	Z		C	D	A	B	D	Z	C	C	B	74	74		13	194
62	ZIELCZYNSKA Julia		POLAND	C	Z	B	D	Z	C	D	Z	A		D	Z	Z	B	D	A	Z	B	Z		D	C	31	30.5		11	90.5
63	ZHAO Dong		CHINA	A	A	C	D	B	B	D	C	A	A	D	Z	Z	Z	D	A	Z	B	Z	C	C	C	57	56.5	-3	9	176.5
64	LIEKMANIS Evaldas		LITHUANIA																							--	--		0	0

Programming by
Martin Fredholm

No. of correct answers:	61	55	36	60	20	60	58	59	40	53	56	63	62	53	59	58	52	53	52	40	54	24
No. of correct answers in %:	97	87	57	95	32	95	92	94	63	85	89	100	100	84	94	92	84	85	83	65	84	38



WTOC 2011 - Day 2




competition in TrailO, middle distance

Wednesday, August 17, 2011



Class: Paralympic

Name	Club \ Correct answer	Control																				Tc 1-2		Penalty Max time	Result			
		1	2	3	4	5	6	7	8	9	10	11	12	13	14	15	16	17	18	19	20	C	A		Sec	Points	Sec	
1 SAXTORPH Soren	DENMARK	A	A	C	D	B	C	D	B	Z	A	D	Z	Z	C	D	A	C	B	D	Z	C	A	26 26	26		21	26
2 GUNNARSSON Inga	SWEDEN	A	A	B	D	Z	C	D	B	Z	A	D	Z	Z	C	D	A	C	A	D	Z	C	A	20 20	20		20	20
3 LAZINSKIENE Laima	LITHUANIA	A	A	C	D	Z	C	D	B	A	A	D	Z	Z	C	D	A	C	B	D	C	C	A	29 29	29		20	29
4 KOSTOVA Jana	CZECH REPUBLIC	A	A	C	D	Z	C	D	B	A	A	D	Z	Z	C	D	A	C	B	D	C	C	A	53 53	53		20	53
5 JOHANSSON Michael	SWEDEN	A	A	Z	D	B	C	D	B	Z	A	D	Z	Z	C	D	A	C	A	D	Z	C	A	15 14	14.5		19	14.5
6 JANSSON Ola	SWEDEN	A	A	Z	D	B	C	D	B	Z	A	D	Z	Z	Z	D	A	C	B	D	Z	C	A	23 23	23		19	23
7 SHMATOV Pavel	RUSSIA	A	A	C	D	B	C	A	B	Z	A	D	Z	Z	Z	D	A	C	B	D	Z	C	A	30 31	30.5		19	30.5
8 JAKUBOVSKIS Guntis	LATVIA	A	A	C	D	B	C	D	B	A	A	D	Z	Z	C	D	A	C	B	D	C	C	A	33 34	33.5		19	33.5
9 BORISENKOVA Marina	RUSSIA	A	A	C	D	B	C	D	B	Z	A	D	Z	Z	C	D	A	Z	B	Z	Z	C	A	34 34	34		19	34
10 KUCHERENKO Dmitry	RUSSIA	A	A	Z	D	B	C	D	B	Z	A	D	Z	Z	C	D	A	Z	B	D	Z	C	A	38 38	38		19	38
11 ASK Arne	NORWAY	A	A	B	D	Z	Z	D	B	Z	A	D	Z	Z	C	D	A	C	B	D	C	C	A	40 40	40		19	40
12 SEPPA Pekka	FINLAND	A	A	B	D	B	C	D	B	Z	A	D	Z	Z	Z	D	A	C	B	D	Z	C	A	45 45	45		19	45
13 CIZEK Niko	SLOVENIA	A	Z	C	D	B	C	D	B	Z	A	D	Z	Z	Z	D	A	C	B	D	Z	C	A	47 47	47		19	47
14 PINOLA Kari	FINLAND	A	A	C	D	Z	C	D	B	A	A	D	Z	Z	C	D	C	C	B	D	Z	C	D	35 35	35		19	95
15 CROSBY John	GREAT BRITAIN	A	A	C	D	Z	C	D	B	Z	A	D	Z	Z	C	E	A	C	B	D	Z	B	C	61 62	61.5		19	181.5
16 SURKOV Yegor	UKRAINE	A	A	D	D	B	C	D	B	A	A	D	Z	Z	C	D	A	C	B	D	C	C	A	27 27	27		18	27
17 HULKA Bohuslav	CZECH REPUBLIC	A	A	D	D	B	C	D	B	Z	A	D	Z	Z	C	D	A	C	B	D	C	C	A	33 33	33	-1	18	33
18 LAABER Miksa	HUNGARY	Z	A	C	D	A	C	D	B	Z	Z	D	Z	Z	C	D	B	D	B	D	Z	C	A	49 49	49		17	49
19 SIMKOVIC Tadeus	LITHUANIA	A	A	B	D	Z	C	D	B	Z	A	E	Z	A	C	E	B	C	B	D	Z	C	A	55 55	55		17	55
20 KULIKOVA Iryna	UKRAINE	A	A	C	D	B	C	D	B	Z	A	D	Z	Z	Z	E	B	C	B	D	Z	C	B	38 38	38		17	98
21 KARLSSON Rolf	SWEDEN	A	A	Z	D	B	C	D	B	Z	A	D	Z	Z	C	A	D	C	B	D	Z	B	A	40 40	40		17	100
22 OVESEN Knut	NORWAY	A	A	B	D	B	C	C	B	Z	A	D	Z	Z	C	D	A	Z	B	D	Z	B	A	70 70	70		17	130
23 POZNIANSKYI Vladyslav	UKRAINE	Z	Z	C	D	B	Z	D	B	Z	A	D	Z	Z	C	D	A	B	B	D	C	C	A	41 41	41		16	41
24 KIJIMA Hideto	JAPAN	A	Z	C	D	Z	Z	D	B	A	A	D	Z	Z	C	D	Z	C	B	D	C	D	C	46 46	46		15	166
25 MANTYNIEMI Matti	FINLAND	A	Z	C	D	B	C	D	C	A	A	D	Z	Z	C	C	B	C	B	D	C	C	C	39 39	39		14	99
26 PETERSEN Jahn	DENMARK	A	A	C	C	B	Z	D	Z	E	A	E	Z	Z	C	E	B	C	B	D	C	C	A	52 52	52		13	52
27 SULCS Andrejs	LATVIA	Z	A	B	D	A	C	E	B	Z	A	Z	Z	Z	C	E	A	C	B	Z	C	B	A	23 23	23		13	83
28 STRODS Valdis	LATVIA	A	Z	C	C	B	C	D	B	A	A	D	A	A	C	E	A	C	B	Z	Z	A	A	67 67	67		13	127
29 GAVRILOVAS Borisas	LITHUANIA	A	Z		D	Z	C	D	Z	A		D	Z	Z		A	C		D	C	B	A	A	38 38	38		12	98
30 DVORSKY Boris	CZECH REPUBLIC	B	A	C	D	B	C	D	Z	Z	Z	D	B	Z	C	D	A	B	B	B	C	B	C	45 45	45		12	165
31 TOTH Anna	HUNGARY	A	A	C	D	A	B	Z	B	Z	B	D	B	A	Z	E	A	B	B	Z	Z	C	B	31 31	31		11	91
32 TAKAYANAGI Nobuyuki	JAPAN	Z	B	C	B	B	A	Z	C	Z	Z	D	Z	A	C	D	A	C	B	D	C	A	A	51 51	51		11	111
33 LUDWICZAK Agata	POLAND	A	Z	C	Z	A	C	D	B	A	A	D	A	Z	C	D	B	D	A	Z	C	B	C	19 19	19		10	139
34 KLIPFEL Serge	FRANCE	Z	Z	B	C	B	C	D	B	A	B	D	Z	Z	C	D	A	Z	B	B	C	B	B	36 36	36		10	156
35 MORI Nagamitsu	JAPAN	A	B	Z	D	A	C	E	Z	B	A	E	B	Z	C	Z	A	C	A	Z	C	B	A	66 66	66		9	126
36 CAFFERTY Glen L.	UNITED STATES OF AMERICA	Z	A	B	D	B		E	Z		A	D	A	Z	C	A	B	D	B	D		A	B	53 53	53		8	173

37	ROSSI SARION Ghislaine		FRANCE		A	C	C	A	B	E	B	Z	A		A	A	B	D	Z	D	A	B	Z	A	A	⁹⁶ ₉₆	96	-2	6	156
38	IMINOVA Aziza		KYRGYZSTAN	C	C	B	Z	Z	A	E	C	D	D	E	B	Z	A	C	E	B	Z	D	B	D	E	⁴³ ₄₃	43		3	163
39	YEKENEVICZ Catherine A.		UNITED STATES OF AMERICA																										0	120
Programming by Martin Fredholm				No. of correct answers:	29	27	21	31	10	29	29	30	23	31	32	30	33	29	25	26	26	31	29	19	23	27				
				No. of correct answers in %:	78	71	57	82	26	78	76	79	62	84	86	79	87	78	68	68	68	84	76	51	61	71				